

**Period 1**

# Today we will:

1) Review most and least popular.

2) Review tally charts.

3) Review bar charts.

4) Review pictograms.

**1) Review  
most and  
least popular.**





# Least and Most



# Least and Most

Let's count!



popular = people like it



popular



There are many people here.

not popular



There are not many people here.



# Pho is popular in Vietnam.





# Spring rolls are popular in Vietnam.



## spring rolls

# What food is the most popular?



pizza



spring rolls



burgers




Spring rolls are the most popular.



spring rolls



# What food is the **least** popular?



pizza



spring rolls



burgers



Pizza is the **least** popular.



pizza






# What toy is the most popular?



beyblade



yoyo



rubiks cube





# Beyblade is the most popular.



beyblade




# What toy is the **least** popular?



beyblade



yoyo



rubiks cube



A yoyo is the **least** popular.




yoyo



2) Review  
tally  
charts.





Look at the  
tally chart.

# Tally chart

Number of animals on the farm	Tally
chickens	
cows	
sheep	
tigers	
goats	

# Tally chart



How many chickens are there?

Number of animals on the farm	Tally
chickens	
cows	
sheep	
tigers	
goats	

There are nine chickens.



# Tally chart



How many cows are there?

Number of animals on the farm	Tally
chickens	
cows	
sheep	
tigers	
goats	

There are thirteen cows.

# Tally chart



How many sheep are there?

Number of animals on the farm	Tally
chickens	
cows	
sheep	
tigers	
goats	

There are six sheep.

# Tally chart



How many tigers are there?

Number of animals on the farm	Tally
chickens	
cows	
sheep	
tigers	
goats	

There is one tiger.

# Tally chart



How many goats are there?

Number of animals on the farm	Tally
chickens	
cows	
sheep	
tigers	
goats	

There are four goats.

We asked some students what farm animal they like the most. Here is what they said.

Favourite farm animal	Tally
chickens	
cows	
sheep	
goats	

# Tally chart



What animal is the most popular?

Favourite farm animal	Tally
chickens	
cows	
sheep	
goats	

Chickens are the most popular animal.



# Tally chart




What animal is the **least** popular?

Favourite farm animal	Tally
chickens	
cows	
sheep	
goats	

Goats are the **least** popular animal.

# Tally chart



Look at the  
tally chart.

Animals in the zoo	Tally
elephants	
monkeys	
snakes	
tigers	
giraffes	

# Tally chart



How many elephants are there?

Animals in the zoo	Tally
elephants	
monkeys	
snakes	
tigers	
giraffes	

There are four elephants.

# Tally chart



How many snakes are there?

Animals in the zoo	Tally
elephants	
monkeys	
snakes	
tigers	
giraffes	

There are three snakes.

# Tally chart



How many giraffes are there?

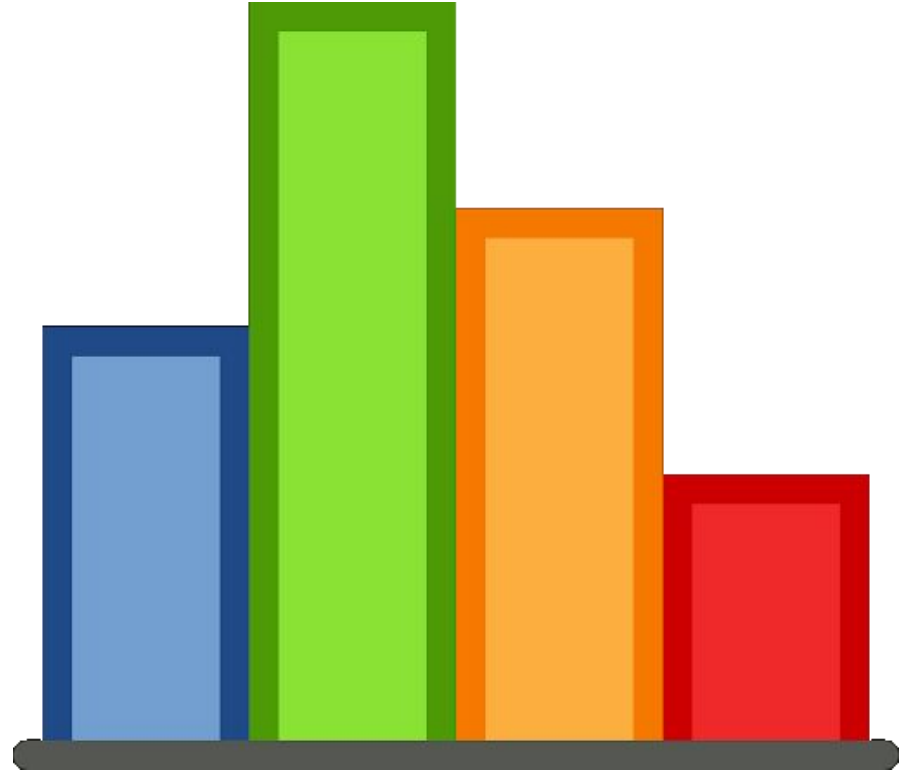
Animals in the zoo	Tally
elephants	
monkeys	
snakes	
tigers	
giraffes	

There is one giraffe.


# Period 2



### 3) Review bar charts.



# The Same




**same**

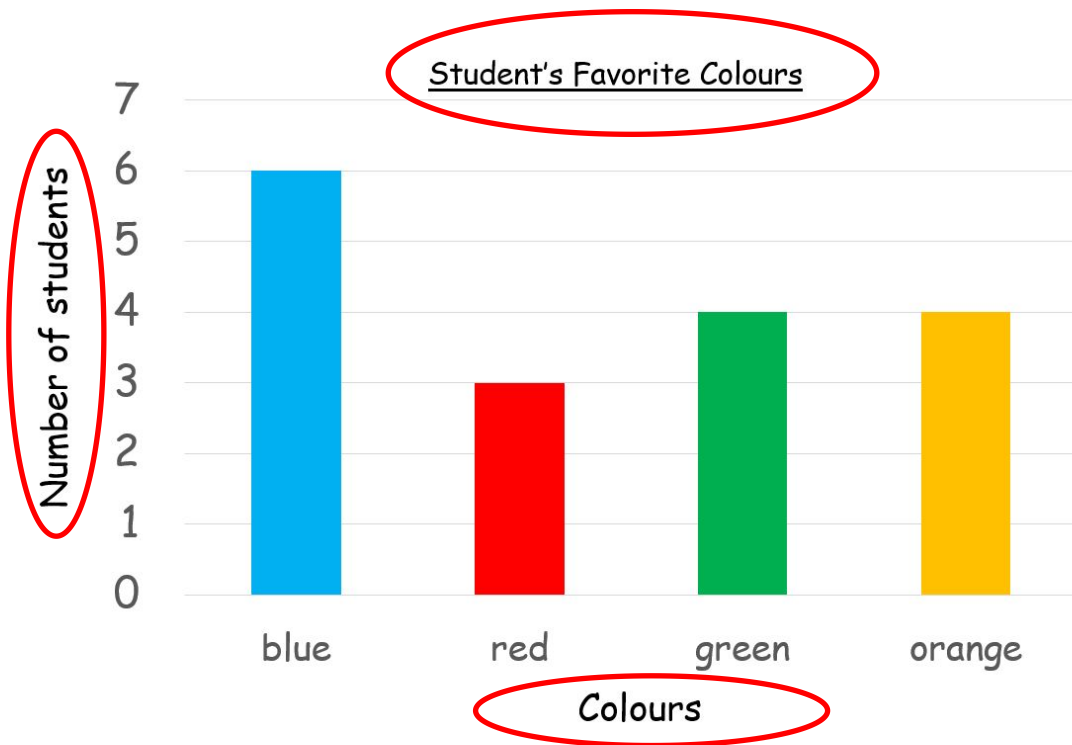


**different**

# Bar chart

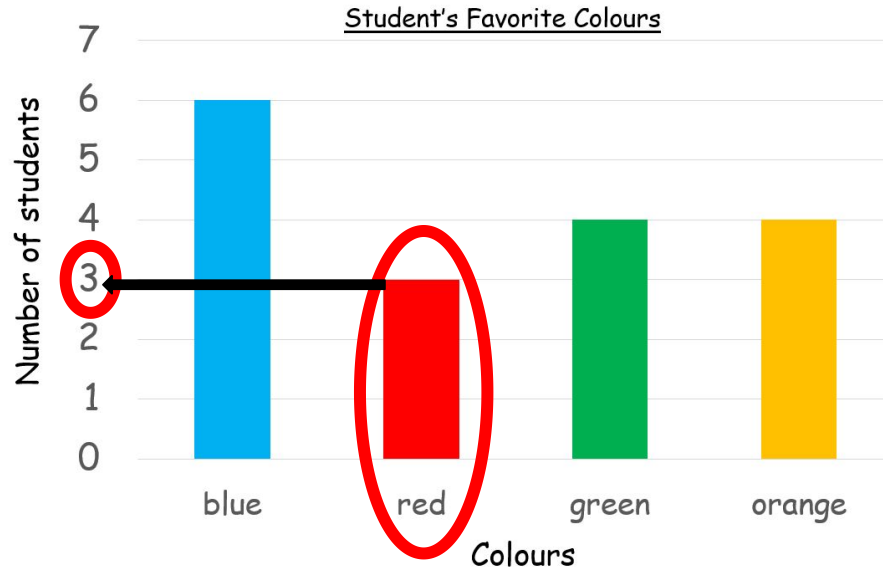


Look at the  
bar chart.



# Bar chart

How many students favourite colour is red?

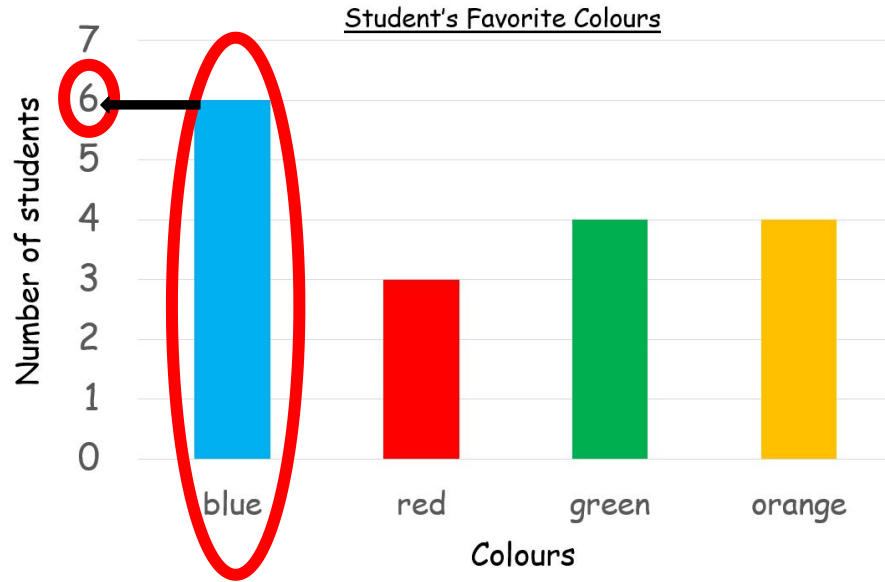


three students



# Bar chart

How many students favourite colour is blue?

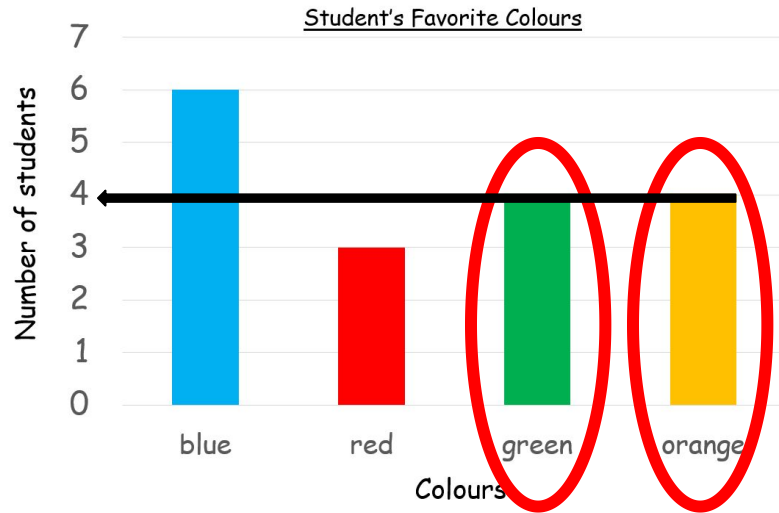


six students



# Bar chart

What colours did the same number of students like?

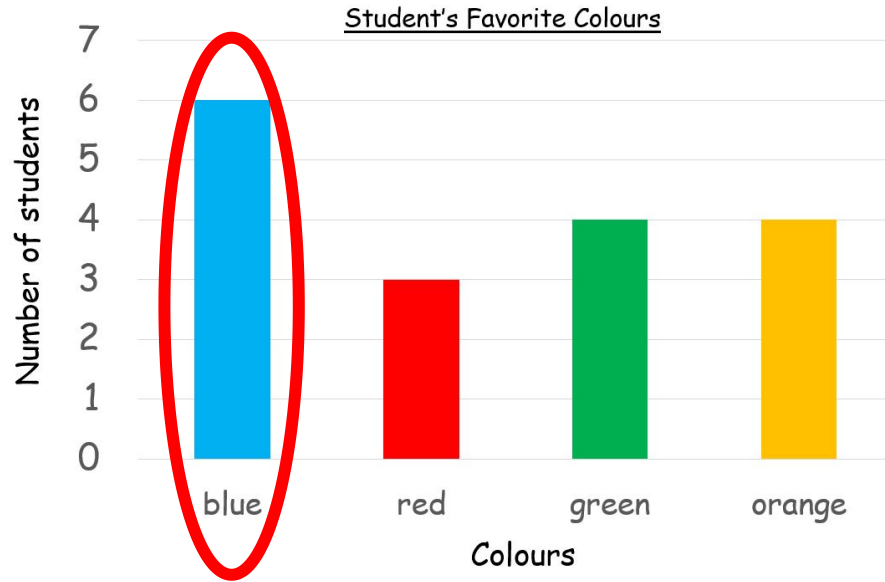


green and orange



# Bar chart

What is the most popular colour?



Blue

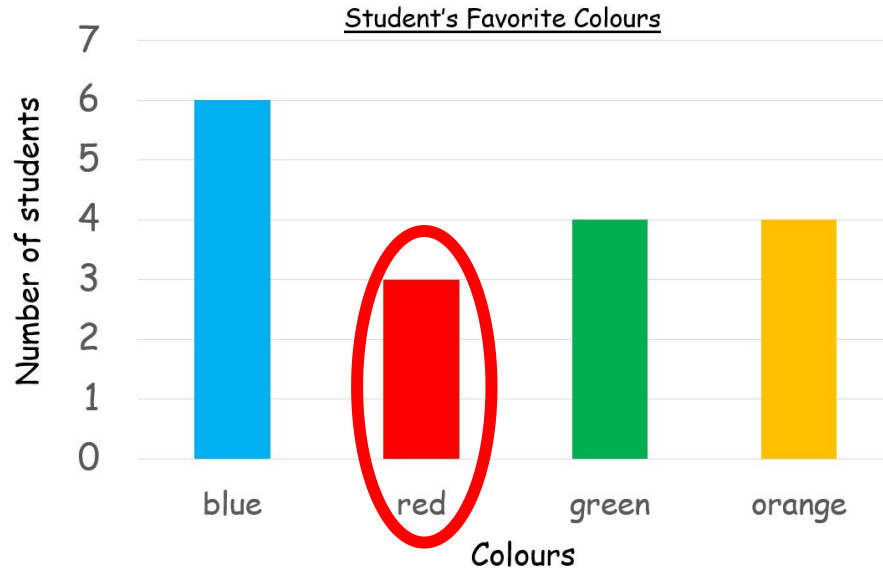
is the most popular colour.





# Bar chart

What is the least popular colour?



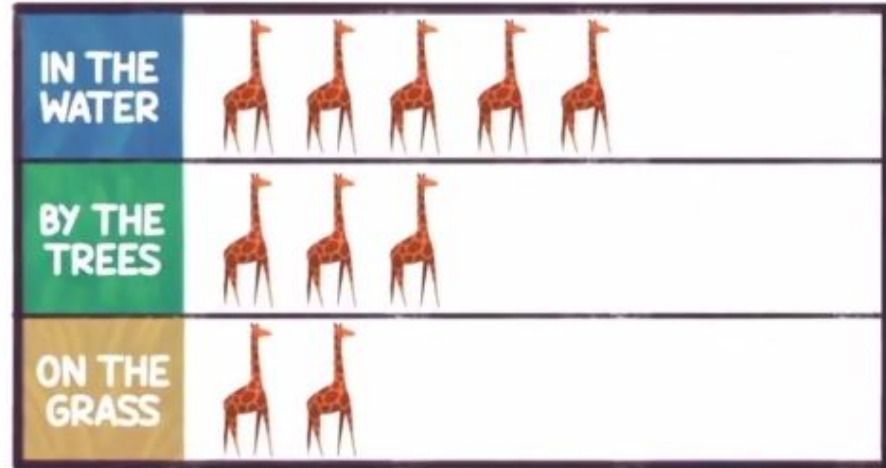
Red

is the least popular colour.



## 4) Review pictograms.

WHERE ARE THE MOST GIRAFFES?



KEY:  = 1 giraffe



= 2 people



= 1 person



= 2 people



= 4 people



= 2 people



= 6 people



= 2 people




= 7 people






= 2 people



= 10 people







= 2 people



= 12



= 2 people



= 2



= 2 people



= 13



= 2 people



= 7



= 2 people

= 0